



TOASTMASTERS INTERNATIONAL NEWSLETTER

District 6 October 2020 News and Events

District 6 Newsletter

Inside this Issue

- Messages from District Leadership
- Help Wanted
- Do you know of a prospective club?
- Monthly Motivation
- Mentorship
- Timing your Meetings
- October is Toastmasters Month

Upcoming D6TM Events

October - Official Toastmasters Month!

October 8
Monthly Motivation
Thursday, 7-9 PM

October 17
District Executive Committee Meeting –
Saturday, 9 AM

October 19
VPE Exchange –
Monday, 7 PM

November 1 - Feb 28
Round 2 Officer Training

November 30– Round 1
Area Director Club Visits Due

December 5
District Holiday Party

A Message from your District 6 Director



Susan Rajbhandari, DTM

District 6 Director, 2020-2021
Toastmasters International
704-327-8726

Susan.Rajbhandari@d6tm.org

Dear Toastmasters,

This week, I got a great reminder of how most of the things that happen in Toastmasters happen in our clubs. The experience we each have in our club is how our development as a leader and a communicator is guided.

This past week my speech was evaluated by another Toastmaster who provided me the evaluation with such diplomacy; I was humbled even more. I used to think I was improving my communication style and then realized that learning keeps going. Regardless of how many DTMs we may have achieved, regardless of what sort of positions we may have held in Toastmasters, or professionally, or even no matter how many life experiences we have had, there is always an opportunity to invite and try new ideas to see how things can be done more efficiently and effectively.

Have you ever had such a moment when you felt you were improving your communication style and/or leadership style only to receive good feedback from another individual to understand how you could become even better? Or have you had an opportunity to provide valuable feedback to someone that could positively impact their lives? I hope the answer to both of my questions is a resounding “YES” because such moments are exactly what our club meetings are supposed to offer. We provide a supportive and positive learning experience in which members are empowered to develop communication and leadership skills, resulting in greater self-confidence and personal growth.

Remember, my dear friends, the words we choose to communicate impact the lives of everyone around us. Let’s make sure we are all doing our part to make a positive impact. Keep yourselves engaged in your clubs, areas, divisions and in the district events. Let’s keep working together, celebrating excellence in this second quarter of our Toastmasters program year.

Yours humbly,

Susan

A Message from your District 6 Program Quality Director



Deborah Luu, DTM

2020-21 District 6 Program Quality Director
Toastmasters International
[952-270-9571](tel:952-270-9571) Deb.Luu@d6tm.org

Fellow Toastmasters:

As the leaves turn colors, I think back on how far we have come with Pathways. I remember in the beginning we had Pathway Ambassadors to spread the word about the new education program. Not everyone embraced it back then. Why? Change is sometimes hard to accept. Now Toastmasters is 100% Pathways. Still, change is hard to accept. Change is all around us. It's in our everyday lives. We need to be able to adapt to change.

I was one who reluctantly started Pathways. I have finished 2 paths, am almost done with 3 more and should have my Pathways DTM by June 30, 2021. The projects actually teach you transferrable skills to use outside of Toastmasters. That is what I like the best about Pathways! There are many success stories all around District 6. While we no longer have Pathway Ambassadors, we do have other resources to help you get started in Pathways. Jamie Richter (Ogborn) is the Pathways Chair for District 6 and will be hosting presentations on Basic Pathways and also Pathways Online Meetings for Base Camp Managers. Check the District 6 calendar for dates and times. Your very own club officers should be able to assist you. Help is all around! Please reach out to Jamie if you do not find the resources you need in your club to get you set up for success in Pathways. She is at Jamie.Ogborn@d6tm.org.

Check out the October Toastmasters magazine on the Toastmasters.org website or [click here](#). It contains some fun, creative ways to do Table Topics. I can't wait to try them! They are specifically for online meetings and will have your clubs begging for more! There are many other great articles and tips, even a digital guest packet that tells your guests everything they need to know to join your club. All of this is great information that we can use in our clubs.

October is officially Toastmasters Month. This year Toastmasters will be 96 years old! Help me celebrate by spreading the word about Toastmasters to your family, inner and outer circle of friends, coworkers and acquaintances!

The VPE Exchange takes place the 3rd Monday of each month. [Click here](#) to sign up for October. This month this networking meeting for VPEs will feature The Successful Club Series, The Better Speaker Series and the Leadership Excellence Series. These are great resources to help your club and members thrive! These speeches are in some ways easier to prepare because the speaker has a structure from which to work. Check them out! Join me on **Monday, October 19th at 7 PM** to learn more. Please visit our [District 6 Calendar page](#) to register for this event on a monthly basis.

Let's all work together and celebrate excellence in the coming months ahead! Have a great October!

Respectfully,

Deb

A Message from your District 6 Club Growth Director



Linda Dorn, DTM

2020-2021 District 6 Club Growth Director
Toastmasters International
612-889-8932 Linda.Dorn@d6tm.org

Toastmaster Members,

THANK YOU to all members who renewed their membership(s) or recently joined Toastmasters! You are making an investment in your personal and professional development and in your service to your fellow Toastmasters! I also want to share my gratitude to all of the club officers who assisted members by collecting and submitting dues.

I know some clubs and members are not meeting virtually during this time for myriad reasons. If one of those reasons is being unsure about how to use the technology, I encourage you to give it a try. Personally, I have grown in my online meeting skills and use of Zoom by meeting online – in addition to continuing to grow in my public speaking and leadership skills! Here are ways that clubs and members can try out online Toastmasters meetings:

- As a club, partner with another club that is meeting online. One of my clubs has collaborated with another club and we are having the best time learning from each other and sharing the meeting roles. We even held a virtual joint open house together!
- If your club is not meeting during this time, perhaps join another club in the interim. You can find clubs that are meeting online through the Toastmasters International website on the Home Page bar [Find A Club](#).
- District 6 has multiple Zoom accounts that clubs can use for their online meetings—at no cost to the club. Reach out to your Division Director to learn more.

THANK YOU to all of the Toastmasters and guests who attended the **District 6 Virtual Open House**. We had **83 people** who registered for this fun and informative open house.

If you are interested in planning a virtual open house for your club, I invite you to join me at Southern Minnesota Mentor's Meeting on Saturday, October 31st at 8:30 AM when I will share some helpful tips. Here is the Eventbrite link: <https://www.eventbrite.com/e/124011402443> Event ticket sales end Friday, 10/30/20. Brian Hinton will send the Zoom link to registrants when it is confirmed.

District 6's theme this year is Working Together–Celebrating Excellence. Is there a way that District 6 can provide you with additional resources and support?

- If your club has 12 or fewer members, we can assign a [Club Coach](#) to assist the club.
- Do you need a virtual guest packet? Here are links to two excellent guest packets: [Toastmasters International Why](#) and [District 6 Virtual Guest packet](#).
- Reach out to your Area Directors and Division Directors for assistance. They are a wealth of information!

I have one more invitation to share. **Rich Andresen, DTM and Brian Hinton, DTM are chartering a new club in District 6 focused on Public Relations**. Please contact Rich and Brian at pr6tmclub@gmail.com directly with questions and more details. Here is a link to register for their next meeting.

Thursday, October 22nd @ 7PM – Public Relations Toastmasters Club – Registration link: <https://www.eventbrite.com/e/122262888591> The speaker will be announced soon!

Warm regards,

Linda

HELP WANTED:

District 6 is looking for individuals interested in serving in the following roles - Click into these links:

[Area Director](#)

[Club Coach](#)

[Club Growth Research Team](#)

[New Club Demo Team](#)

[Club Seeking Club Coach](#)

NEW CLUBS

The Club Growth Team is working with some great new clubs as they work toward chartering. Do you have ideas for new clubs in District 6? If so, please contact our Club Growth Director, Linda Dorn, DTM at linda.dorn@d6tm.org.



October is Toastmasters Month

Advertise a Fall Open House!

Spread the word!

Join us for Monthly Motivation

Thursday, October 8

7 – 9 PM

[Register here](#) to receive a Zoom Link



Presented by
Kari Barlas, DTM

Unconscious Bias Getting Real About Your Club's Culture

Does your club provide a mutually supportive and positive learning environment—*for everyone?*

Mission statements don't create club culture. Members do. Prepare to challenge yourself as we:

- Use our Toastmasters skills to try and understand the world around us
- Explore racism in the context of a Toastmasters club meeting
- Discover how our club culture might be impacting our fellow Toastmasters and guests

Through discussion, exercises, and a real-life case study, we'll explore how to create a club culture that serves and lifts all members.



Mitchell Young, CC, ACB, LD2

Area 41 Director

Mentorship – A Mutually Beneficial Experience

Isaac Newton once said, "If I have seen further, it is by standing on the shoulders of giants." In his phrase, standing on the shoulders of giants, Newton is talking about the importance of Mentorship. Greatness begins

with the accomplishments of others. Mentorship transfers that knowledge to future great people. Have you been in a situation in your professional life when an opportunity to have a Mentor comes up, but you held back? Perhaps you thought, "Isn't such a relationship rather one-sided? Who would want to invest time to teach me and get nothing in return? I am new at this skill and I'm learning and feel I'm obligated to return the favor, which I can't." To disabuse you of that thought, think of it this way: What is the most important resource Toastmasters has that enables its success? It is YOU. Not even the Toastmasters International President can make the club successful without you, that is – your collective energy.

Leaders Benefit from Mentorship

Trust me when I say leaders get a lot out of a mentoring relationship. It may seem rather selfish because leaders inspire you to improve your stats to full strength and accomplish victories for the club that they can't accomplish themselves. But be selfish and be a mentor, be generous and be a mentee. Let's explore key aspects of a mentor relationship, and what the Toastmasters Mentorship Program can do to help you improve through mentorship, or help you become a mentor yourself.

The Mentorship Relationship Keys to Success

The biggest key to mentorship success is understanding the mentee's why. Why is the member looking for mentorship, and, more fundamentally, why is the person in Toastmasters? The mentee drives the relationship, so it is important to listen and understand what the member wants out of the experience. If you're a mentor, it is easy to tell a mentee everything you know and love about Toastmasters, what excites you in a verbal evacuation of information. Unfortunately, the information may not be engaging because it may not be what the member wants the focus to be. The mentee may be overwhelmed. The best way to have an engaging relationship is to have the mentee narrow it down for you, and set the tone. What is the mentee's why?

Another important factor of mentorship is the relationship is not forever. Unlike Toastmasters, a mentorship is not meant to last forever. As a mentor, it is important to inspire your mentee, provide guidance, but don't do it all, allowing for self-sufficiency. Don't feel as if you need to know all the answers. Provoke your mentee to think through the solution for themselves.

The duration is completely up to the mentee; some people are comfortable for about three months or the first three speeches. The mentorship ends at some point once the goals are met. This is not to say the relationship ends. Hopefully the mentorship can evolve into a rewarding friendship.

Finally, mentorship is for everyone. Even if you have been with Toastmasters for 20 years, a mentor can benefit you as well. You may believe you have good presentation skills, but perhaps there are more advanced skills that would benefit you, such as how to handle a hostile audience, how to influence people to volunteer for club events, or be a better leader overall. Everybody can benefit from mentorship because we are all social creatures. Other people have gone down the path you are seeking before and people want to be your friend.

Typical Mentor Relationship

I remember my beginning as a Toastmaster. I sat at the back of the room, passively absorbing the norms of the club. I didn't have a clear goal in mind. I had a vague idea I wanted to get over stage fright but I didn't have a timeline or a way to monitor my progress. One of my biggest regrets is not insisting on having a mentor. A mentor would have helped me dissipate those feelings more quickly, challenged me toward finding more direction, and advanced the learning curve faster to gain focus. Many mentorship relationships even with limited scope allow mentees to be introspective and work through obstacles in a mutually respectful way.

What can Toastmasters Mentorship do for you? Most clubs have mentorship programs. Reach out to your VP of Education. If your club uses Free Toast Host, the program allows you to request a mentor by clicking on “Mentor/Protégé Request Form” at the left side of your club’s website.

Mentorship is an important tool that can turbo-charge your learning and skills. Great people need to start somewhere. Stand on the shoulders of your great Toastmaster peers and tell them your Why. In turn, Mentors will tailor the relationship to your needs and, above all, create a productive friendship that offers a two-way street, enhancing your Toastmasters experience and also your club.



Cathi Droz, DTM

In collaboration with Scot French, CC, CBRE Rising Toastmasters Club

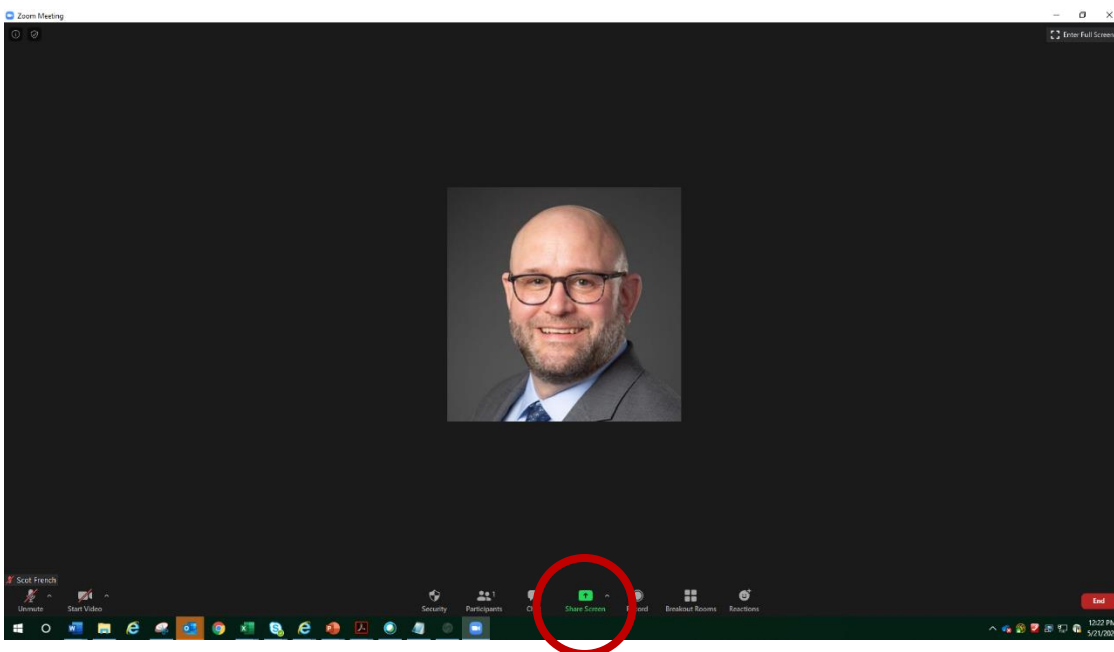
(Scot is pictured in a screen shot)

How is your Club Timing your Online Meetings?

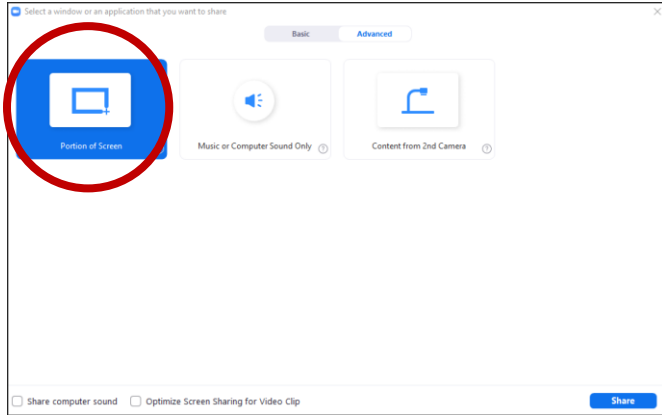
When I was Area 25 Director last year, I asked Scot, who was the President of one of my clubs, if he would be willing to share his technical skills with the District. I had seen him “Zoom in” an officer who could not attend an in-person officers’ meeting with me and was impressed with his tech savvy. He emailed back that not only was he interested, but he had already been asked by Ravi Rai, then District Director, and was volunteering to help with contests that were going on at the time and with other technical needs that the District had in the transition after the pandemic began. Here is the document that he composed that explains a Timing technique from <https://tmtimer.calebgrove.com/>.

CBRE Rising Toastmasters | Timer Instructions

1. Request that the Zoom meeting organizer, or Toastmaster, assign you as a co-host.
2. Once assigned co-host privileges, select the Share button at the bottom of the Zoom meeting screen.

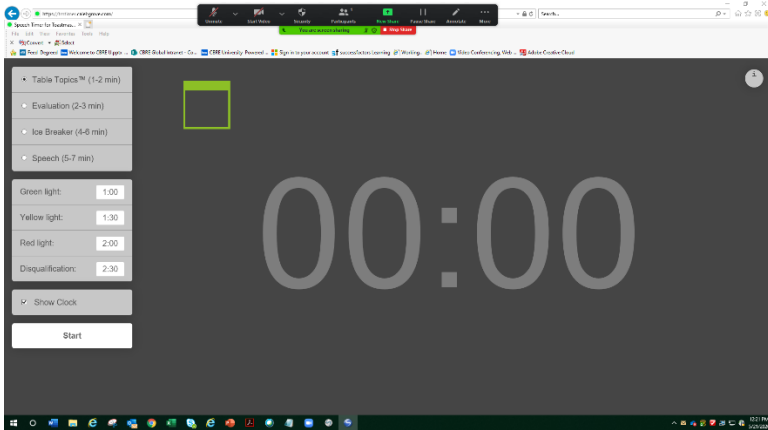


3. Select the Advanced Tab and click the “Portion of Screen” button.



4. Go to <https://tmtimer.calebgrove.com/> to open the online Timer tool.

5. Move the green bounding box that’s displayed in Zoom to an area of the Timer screen to sample the background color. By default, the background is grey.

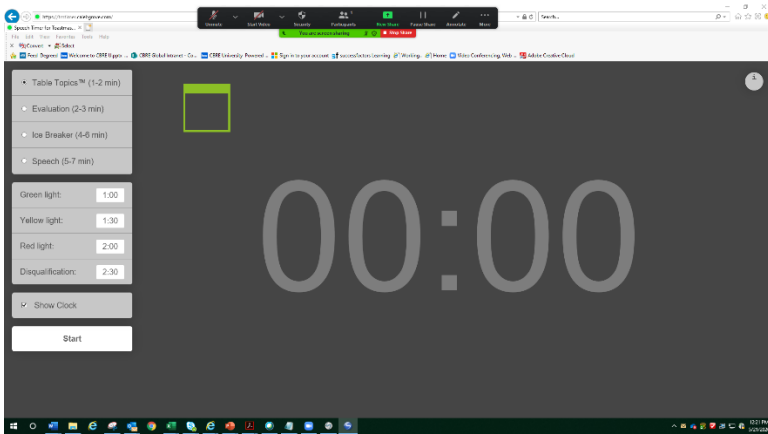


6. Select the radio button for the respective speech, a Speech, Table Topics Speech, Evaluation, etc.

7. Click Start to begin the timer once the speaker is ready to speak. The color of the timer will change from grey to green, yellow, red, depending on the type of speech.

8. Click Stop, to end the timer. There is the option to Resume or Restart. If the Speaker is done speaking, click Restart to set the Timer back to zero.

9. Once the speaker(s) is done and the Timer tool is no longer needed, click “Stop Share” in Zoom.



I would add that Timers should ask the host to “Pin” them so speakers can view their screens at all times. Also, note that there is a chance that the device that you are using for online meetings does not have the capacity for displaying backgrounds. In this case do not be discouraged. You can always use background colors such as green, yellow, and red text boxes created as Word documents, which can be open before the meeting. Simply do a Share Screen and click on them one at a time.

If a technical timing option does not work for each member, one can of course hold up green, yellow, and red cards by hand, or even display 1, 2, and 3 fingers. Just remember to make the Toastmaster and members aware of your timing method at the start of the meeting.

Don't let technology hinder your club. There are many ways, as you can see, to time your club's speeches, table topics and evaluations.



Get new members on the path to Toastmasters...

Do you have an article to share?

Please email me to be included in the next edition of the
District 6 Newsletter:

Cathi Droz, DTM
District 6 Newsletter Chair
cathi.droz@d6tm.org