



# Pathways

Base Camp

**Jamie Ogborn, DTM**



WHERE LEADERS ARE MADE

[Login](#) [Find a Club](#) [Start a Club](#) [Contact Us](#)



FIND A CLUB

[About](#) | [Pathways](#) | [Education](#) | [Membership](#) | [Leadership Central](#) | [Resources](#) | [Magazine](#) | [Events](#) | [Shop](#)



START YOUR JOURNEY





WHERE LEADERS ARE MADE

Welcome, Jamie | Logout | Find a Club | Start a Club | Contact Us

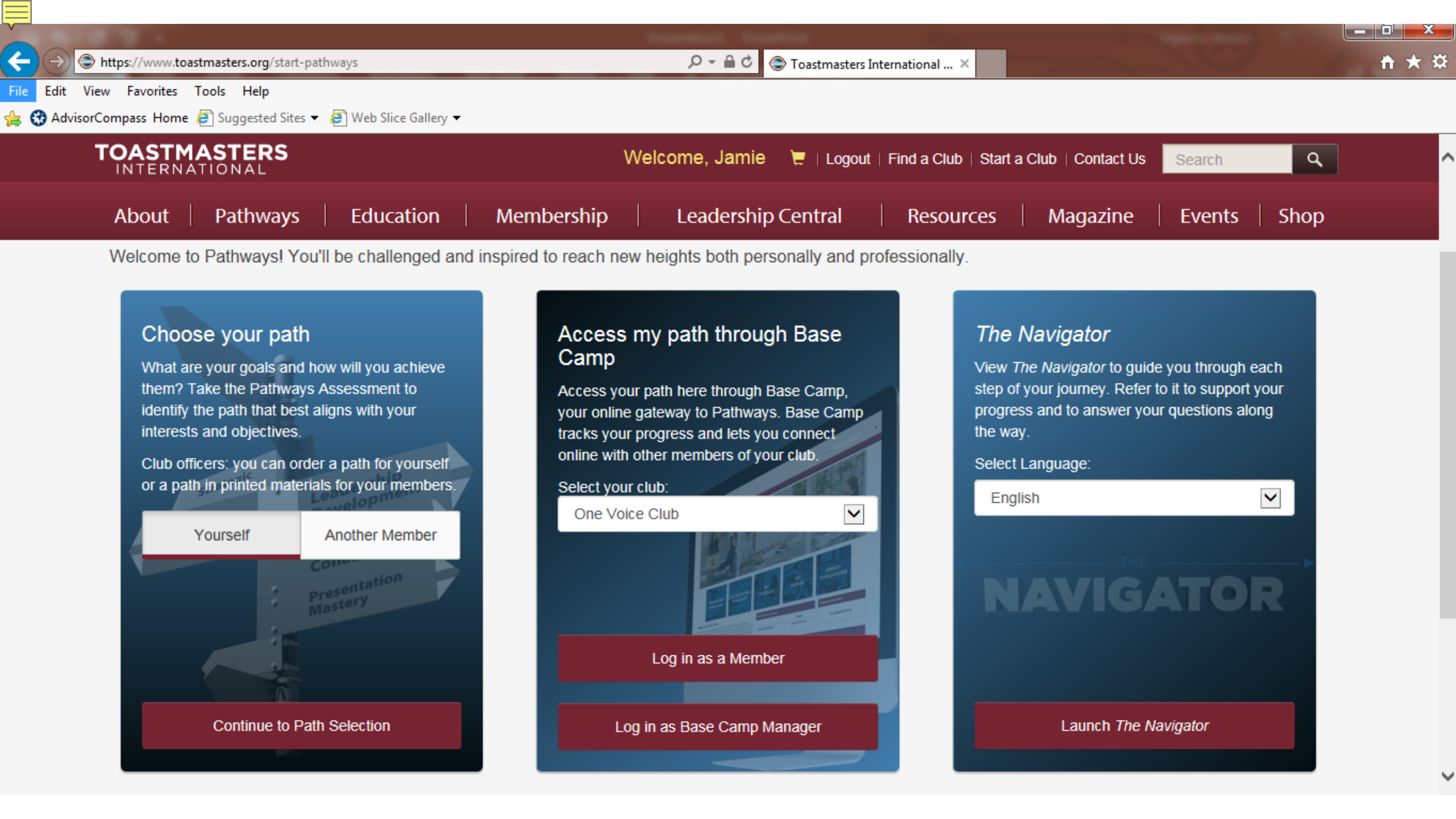
FIND A CLUB

About Pathways Education Membership Leadership Central Resources Magazine Events Shop

### Pathways

- Learn more
- Access my path through Base Camp
- Take the assessment  
Go to Base Camp
- Choose a path
- Pathways accessible materials





Welcome to Pathways! You'll be challenged and inspired to reach new heights both personally and professionally.

### Choose your path

What are your goals and how will you achieve them? Take the Pathways Assessment to identify the path that best aligns with your interests and objectives.

Club officers: you can order a path for yourself or a path in printed materials for your members.

Yourself

Another Member

Continue to Path Selection

### Access my path through Base Camp

Access your path here through Base Camp, your online gateway to Pathways. Base Camp tracks your progress and lets you connect online with other members of your club.

Select your club:

One Voice Club



Log in as a Member

Log in as Base Camp Manager

### The Navigator

View *The Navigator* to guide you through each step of your journey. Refer to it to support your progress and to answer your questions along the way.

Select Language:

English



Launch *The Navigator*

## Welcome to Base Camp, Jamie

[Return to My Toastmasters Profile](#)



### Paths and Learning (Education Transcript)

Access all your path and learning materials



### Speech Evaluations

Access any project speech evaluation resource



### Tutorials and Resources

Access a variety of resources including project descriptions





# Paths and Learning

**TOASTMASTERS PATHWAYS**  
— learning experience —

Search

Home **Paths and Learning** Tutorials and Resources

Jamie Ogborn Base Camp Profile Feedback **Paths and Learning** E-portfolio

> Jamie Ogborn > Paths and Learning

## Paths and Learning

**Access your path and track your progress here.**

Select the Open Curriculum button to access the projects on your path. Before launching projects, **ensure that your pop-up blocker is turned off.**

If you want to access completed or archived items, use the Active dropdown menu below. If you need to archive an item, select the arrow adjacent to the Launch or Open button and choose Move to Archived Transcript.

Active By Training Type All Types

**Search Results (4)**

- Dynamic Leadership**  
Due: No Due Date Status: In Progress **Open Curriculum**
- Visionary Communication** **Open Curriculum**

Active ▾

By Training Type ▾

All Types ▾

Search for training




Search Results (4)



**Dynamic Leadership**

Due: No Due Date Status: In Progress


Open Curriculum ▾



**Visionary Communication**

Due: No Due Date Status: In Progress


Open Curriculum ▾



**Active Listening—Evaluation Resource**

Due: No Due Date Status: In Progress

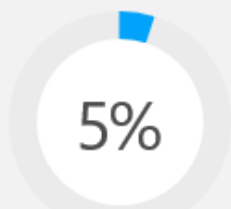
Mark Complete ▾



**The Navigator**

Due: No Due Date Status: Registered

Launch ▾



CURRICULUM PROGRESS

## Dynamic Leadership

LEVEL 1

LEVEL 2

LEVEL 3 >

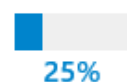
LEVEL 4 >

LEVEL 5 >

PATH COMPLETION


## Dynamic Leadership

Options ▾



### Level 1 <sup>i</sup>

Completed: 1 Min Required: 4 Total Items: 4



#### Ice Breaker

Status: In Progress Due: No Due Date

This foundational project is designed to introduce you to your club and the skills you need to begin your Toastmasters journey.

Launch ▾



#### Evaluation and Feedback

Status: Not Activated Due: No Due Date

This project addresses the skills needed to give and receive feedback. You will learn about giving, receiving and applying feedback.

Activate ▾




#### Researching and Presenting

Status: Completed Due: No Due Date

This project addresses strategies for selecting a topic, suggestions for research and methods for producing a well-organized speech.

Launch ▾



#### Level 1 Completion—Dynamic Leadership

Status: Pending Prior Training Due: No Due Date

Use this resource to help you through the process of requesting that your vice president education approve your completion of Dynamic Leadership Level 1.





## NAVIGATION

Review this screen to learn how to navigate each project.

### YOUR EVALUATION

Return to the previous page of the project.

Advance to the next page in the project.

Some screens have additional buttons and navigation that will be explained in the Directions tab.

Select this tab to get additional guidance or relevant information.

BACK NEXT


Directions

The screenshot shows a mobile application interface. At the top, a dark red banner contains the text 'Review this screen to learn how to navigate each project.' Below this is a grey header with 'YOUR EVALUATION'. The main content area features a photo of a man with glasses looking at a laptop. Navigation callouts point to a left arrow, a right arrow, a 'BACK' button, a 'NEXT' button, and a 'Directions' tab at the bottom. A progress indicator shows four circles, with the first one filled.

## YOUR ASSIGNMENT



For all assignment details and requirements, review the [Project Checklist](#).

 [Project Checklist](#)

**Purpose:** The purpose of this project is to introduce yourself to the club and learn the basic structure of a public speech.

**Overview:** Write and deliver a speech about any topic to introduce yourself to your club. Your speech may be humorous, informational, or any other style that appeals to you.

Directions ▼

## PRINTING YOUR PROJECT

You may download and print a PDF version of this project. For instructions, use the resource below.

 [View Printing a Project and Resources](#)



WHERE LEADERS  
ARE MADE

Select to move to another section: ▼

Dynamic Leadership 1: Ice Breaker



## CONGRATULATIONS!

Congratulations! You have completed this project. You are now ready to advance to the next project on your path.



WHERE LEADERS  
ARE MADE

Select to move to another section: ▼

Dynamic Leadership 1: Ice Breaker

After you have completed a project you will close out of this tab.  
This was a pop up, therefore the next tab you will see is curriculum tab

The screenshot displays the Toastmasters Pathways interface. At the top left is the logo "TOASTMASTERS PATHWAYS" with the tagline "learning experience". To the right is a search bar and user profile icons. A blue navigation bar contains "Home", "Paths and Learning", and "Tutorials and Resources".

The main content area is titled "Dynamic Leadership" and shows a progress indicator of 5% for the curriculum. A sidebar on the left lists levels from 1 to 5, with "LEVEL 1" selected. The main area displays three project cards:

- Ice Breaker**: Status: In Progress, Due: No Due Date. Description: This foundational project is designed to introduce you to your club and the skills you need to begin your Toastmasters journey. Action: Launch.
- Evaluation and Feedback**: Status: Not Activated, Due: No Due Date. Description: This project addresses the skills needed to give and receive feedback. You will learn about giving, receiving and applying feedback. Action: Activate.
- Researching and Presenting**: Status: Completed, Due: No Due Date. Description: This project addresses strategies for selecting a topic, suggestions for research and methods for producing a well-organized speech. Action: Launch.



## Welcome to Base Camp, Jamie

[Return to My Toastmasters Profile](#)



### Paths and Learning (Education Transcript)

Access all your path and learning materials



### Speech Evaluations

Access any project speech evaluation resource



### Tutorials and Resources

Access a variety of resources including project descriptions



# Speech Evaluations

**TOASTMASTERS**  
**PATHWAYS**  
— learning experience —

Search

My Account  
Log Out

Home Paths and Learning Tutorials and Resources

## Speech Evaluations in Pathways

An essential part of the Toastmasters experience is learning how to give and receive constructive feedback. Evaluations are vital to your growth and help you improve and reflect. To practice completing a Pathways evaluation, [review the How to Evaluate tutorial](#).

Base Camp stores all of your evaluations in one place for easy access. To learn more, select the questions below and view the answers.

- How do I access my evaluation resource on Base Camp?
- How do I give my evaluator access to my evaluation resource?
- How do I save my evaluation resources on Base Camp?
- How can Base Camp help me fulfill my role as an evaluator?
- How do I request and view feedback on Base Camp?





## Evaluation Resources

Select a project title below to view the evaluation resource.

<b>Active Listening</b>	<b>Distinguished Toastmaster</b>	<b>Introduction to Toastmasters Mentoring</b>	<b>Managing Time</b>	<b>Reflect On Your Path</b>
<b>Advanced Mentoring</b>	<b>Effective Body Language</b>	<b>Know Your Sense of Humor</b>	<b>Mentoring</b>	<b>Researching and Presenting</b>
<b>Building a Social Media Presence</b>	<b>Engage Your Audience with Humor</b>	<b>Lead in Any Situation</b>	<b>Moderate a Panel Discussion</b>	<b>Successful Collaboration</b>
<b>Communicate Change</b>	<b>Ethical Leadership</b>	<b>Leading in Difficult Situations</b>	<b>Motivate Others</b>	<b>Team Building</b>
<b>Connect with Storytelling</b>	<b>Evaluation and Feedback—Evaluation Resource 1</b>	<b>Leading in Your Volunteer Organization</b>	<b>Negotiate the Best Outcome</b>	<b>The Power of Humor in an Impromptu Speech</b>
<b>Connect with Your Audience</b>	<b>Evaluation and Feedback—Evaluation Resource 2</b>	<b>Leading Your Team</b>	<b>Persuasive Speaking</b>	<b>Understanding Conflict Resolution</b>
<b>Create a Podcast</b>	<b>Evaluation and Feedback—Evaluation Resource 3</b>	<b>Lessons Learned</b>	<b>Planning and Implementing</b>	<b>Understanding Emotional Intelligence</b>

## Welcome to Base Camp, Jamie

[Return to My Toastmasters Profile](#)



### Paths and Learning (Education Transcript)

Access all your path and learning materials



### Speech Evaluations

Access any project speech evaluation resource



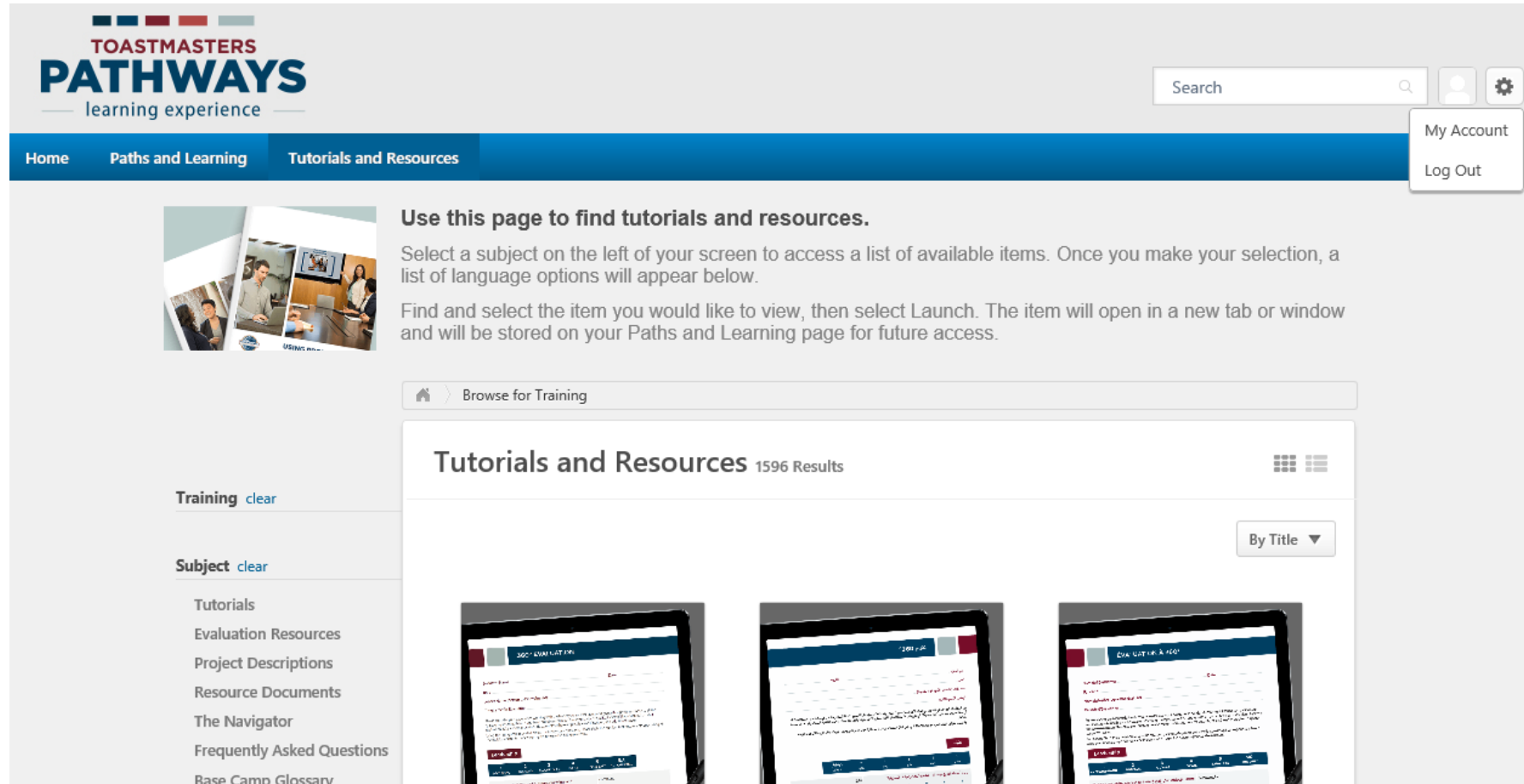
### Tutorials and Resources

Access a variety of resources including project descriptions





# Tutorials and Resources



**TOASTMASTERS PATHWAYS**  
learning experience

Home Paths and Learning **Tutorials and Resources**

Search [ ] [ ] [ ]

My Account  
Log Out

**Use this page to find tutorials and resources.**  
Select a subject on the left of your screen to access a list of available items. Once you make your selection, a list of language options will appear below.  
Find and select the item you would like to view, then select Launch. The item will open in a new tab or window and will be stored on your Paths and Learning page for future access.

Browse for Training

**Tutorials and Resources** 1596 Results

By Title ▾

Training clear

Subject clear

- Tutorials
- Evaluation Resources
- Project Descriptions
- Resource Documents
- The Navigator
- Frequently Asked Questions
- Base Camp Glossary

The screenshot displays three tablet devices showing a document interface with text and tables, likely representing the content of a tutorial or resource.

## Welcome to Base Camp, Jamie

[Return to My Toastmasters Profile](#)



### Paths and Learning (Education Transcript)

Access all your path and learning materials



### Speech Evaluations

Access any project speech evaluation resource




### Tutorials and Resources

Access a variety of resources including project descriptions






# My Feedback or My Documents



### Tutorials and Resources

Access a variety of resources including project descriptions




### Paths and Learning

	Action
Dynamic Leadership	<a href="#">Open Curriculum</a>
Visionary Communication	<a href="#">Open Curriculum</a>
Active Listening—Evaluation Resource	<a href="#">Mark Complete</a>   <a href="#">Launch</a>


### My Feedback

Request and give feedback to your club members



### My Badges

View your performance and feedback badges



### My Documents

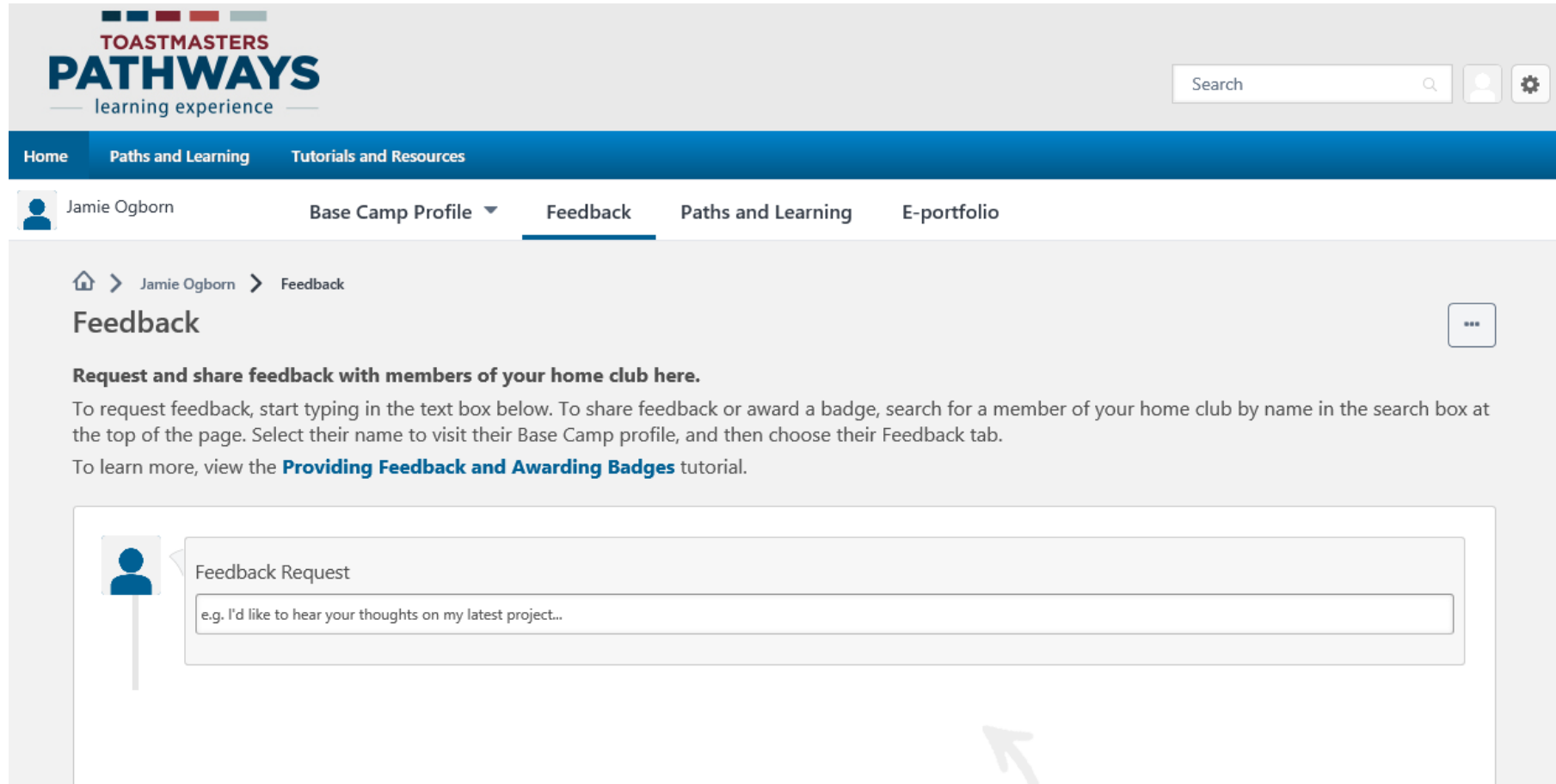
Save your documents and evaluation forms

### Suggested Learning

No suggested training



[Check Compatibility](#)

# Click on E-Portfolio



The screenshot displays the Toastmasters Pathways website interface. At the top left is the logo with the text "TOASTMASTERS PATHWAYS" and "learning experience" below it. To the right of the logo is a search bar with the word "Search" and a magnifying glass icon, followed by user and settings icons. Below the logo is a blue navigation bar with "Home", "Paths and Learning", and "Tutorials and Resources". Underneath this is a user profile section for "Jamie Ogborn" with a dropdown menu showing "Base Camp Profile", "Feedback" (which is highlighted with a blue underline), "Paths and Learning", and "E-portfolio". The main content area shows a breadcrumb trail: "Home > Jamie Ogborn > Feedback". The title "Feedback" is prominently displayed, followed by a three-dot menu icon. Below the title is a bold instruction: "Request and share feedback with members of your home club here." This is followed by two paragraphs of text explaining how to request feedback and how to share it. At the bottom, there is a "Feedback Request" form with a text input field containing the placeholder text "e.g. I'd like to hear your thoughts on my latest project..". A grey arrow points to the bottom right of the form area.

**TOASTMASTERS PATHWAYS**  
— learning experience —

Search   

Home Paths and Learning Tutorials and Resources

Jamie Ogborn Base Camp Profile Feedback Paths and Learning E-portfolio


Home > Jamie Ogborn > Feedback

## Feedback

**Request and share feedback with members of your home club here.**

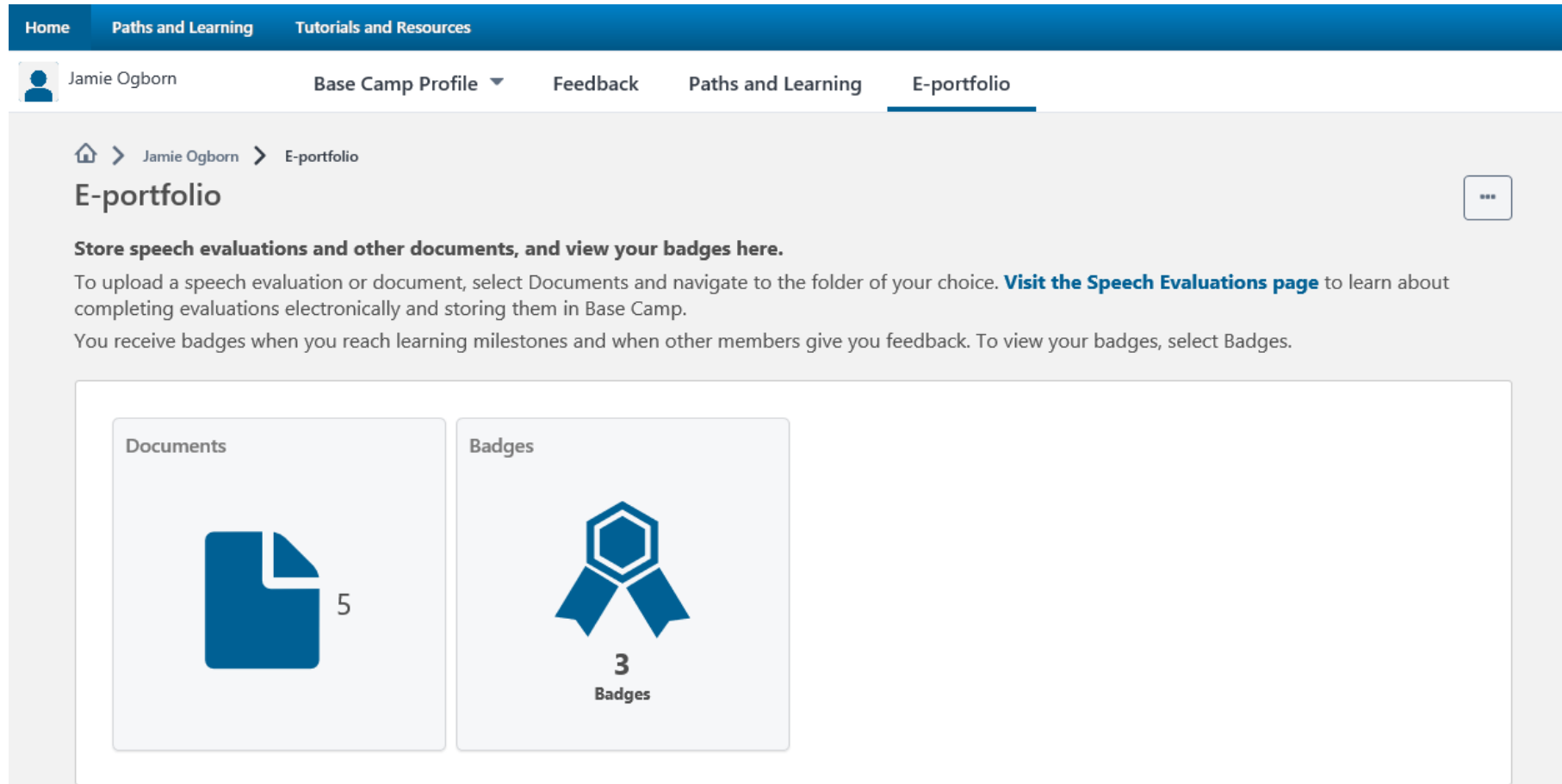
To request feedback, start typing in the text box below. To share feedback or award a badge, search for a member of your home club by name in the search box at the top of the page. Select their name to visit their Base Camp profile, and then choose their Feedback tab.

To learn more, view the [Providing Feedback and Awarding Badges](#) tutorial.

 Feedback Request



# Documents



The screenshot shows the user interface for the 'E-portfolio' section. At the top, there is a blue navigation bar with 'Home', 'Paths and Learning', and 'Tutorials and Resources'. Below this, a user profile for 'Jamie Ogborn' is shown with a dropdown menu containing 'Base Camp Profile', 'Feedback', 'Paths and Learning', and 'E-portfolio'. The main content area has a breadcrumb trail: 'Home > Jamie Ogborn > E-portfolio'. The title 'E-portfolio' is displayed in a large font, with a three-dot menu icon to its right. Below the title, there is a bold instruction: 'Store speech evaluations and other documents, and view your badges here.' This is followed by two paragraphs of text: 'To upload a speech evaluation or document, select Documents and navigate to the folder of your choice. Visit the Speech Evaluations page to learn about completing evaluations electronically and storing them in Base Camp.' and 'You receive badges when you reach learning milestones and when other members give you feedback. To view your badges, select Badges.' At the bottom, there are two light blue rectangular boxes. The left box is titled 'Documents' and contains a document icon with the number '5' next to it. The right box is titled 'Badges' and contains a ribbon badge icon with the number '3' and the word 'Badges' below it.

Home Paths and Learning Tutorials and Resources

Jamie Ogborn Base Camp Profile Feedback Paths and Learning E-portfolio

Home > Jamie Ogborn > E-portfolio


## E-portfolio

**Store speech evaluations and other documents, and view your badges here.**

To upload a speech evaluation or document, select Documents and navigate to the folder of your choice. [Visit the Speech Evaluations page](#) to learn about completing evaluations electronically and storing them in Base Camp.


You receive badges when you reach learning milestones and when other members give you feedback. To view your badges, select Badges.

Documents



5

Badges



3  
Badges



 Jamie Ogborn

Base Camp Profile ▾

Feedback

Paths and Learning

E-portfolio

[Home](#) > [Jamie Ogborn](#) > [E-portfolio](#) > [My Documents](#)

## My Documents

Search documents and folders by title



**Level 1**  
Files: 5



**Level 2**  
Files: 0



**Level 3**  
Files: 0



**Level 4**  
Files: 0



**Level 5**  
Files: 0



**My Documents**  
Files: 0

# Resources:

- Basecamp Navigator
- YouTube
- Other Toastmasters
- Your club President and VP of Education
- Your area director
- Toastmasters International
- Toastmasters International Facebook Group