



Pathways *Fast Start*

Courtesy of George Marshall
District 57 Chief Pathways Guide



The Hardest Part of Any Project ...

Getting Started!

Enter Pathways

Select a Path

Open Your First project

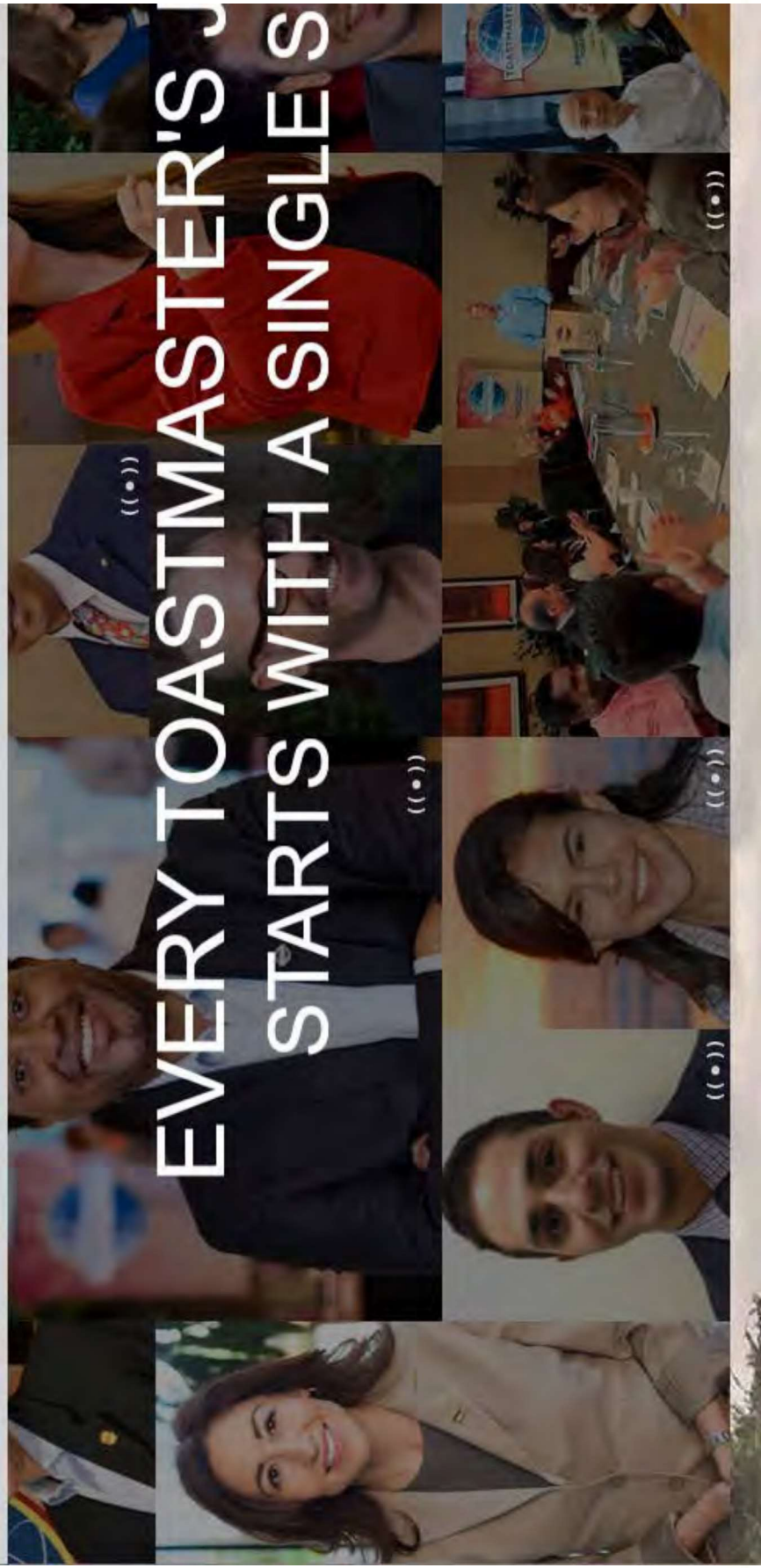


WHERE LEADERS ARE MADE

- About
- Education**
- Membership
- Leadership Central
- Resources

Education
Education

Pathways learning experience





Home | Welcome to Pathways

START PATHWAYS

Welcome to Pathways! This unique learning experience will challenge and inspire you to reach new heights both personally and professionally. Begin by looking at *The Navigator*, which includes essential information about Toastmasters and Pathways, and then find the path that's right for you in the Choose your path tile or explore the Pathways Base Camp tile.

The Navigator

View *The Navigator* to guide you through each step of your journey. Refer to it to support your progress and to answer your questions along the way.

Launch *The Navigator*

Choose your path

What are your interests and goals, and how will you achieve them? Pathways will take you in any direction you want to go.

As a club officer, you can order a path for yourself or for other members:

- Yourself
- Another Member

Continue to Path Selection

Pathways Base Camp

Base Camp is your online gateway to Pathways and where to access your path once you've enrolled. It tracks your progress and gives you a chance to connect online with other members of your club.

Select your club

Speakers Forum Club

Log In as a member

Feedback

CHOOSE YOUR PATH

The first step in Pathways is to take the Pathways Assessment. This simple assessment will help you identify your interests and goals, and recommend the path that best fits your responses. You may be surprised and excited by the results!

Pathways is available online through Base Camp or in printed materials. View the comparison below to help you decide which choice is best for you. It will be available in the following languages: Arabic, French, German, Japanese, Portuguese, Simplified Chinese, Spanish and Traditional Chinese.

Recommended

Base Camp

\$20

Select an Online Path

Pathways. Embarking on your path is recommended because it offers a unique learning experience and includes: digital badges for each project that can be earned. Pathways is available in multiple languages* based on your Pathways Assessment. Pathways includes activities and quizzes for each project that can be earned. Pathways is available in multiple languages* based on your Pathways Assessment. Pathways includes activities and quizzes for each project that can be earned.

*If you plan to work in a path other than English, it is highly recommended that you use Base Camp. This way, you can choose from all 10 paths as opposed to two.

Select Base Camp

Printed Materials

\$45

(Includes \$25 materials fee)

Select a Printed Path

Although you will have the resources and experience and path options are available. Members choosing printed materials will have the resources and experience and path options are available. Members choosing printed materials will have the resources and experience and path options are available. Members choosing printed materials will have the resources and experience and path options are available.

► Standard shipping and handling fees apply to all printed materials. Pathways Assessment or have access to your path online.

Select Printed Materials



Assessment

Answer the following questions to identify the path that best meets your personal and professional development goals. Your answers will remain confidential.

Select Assessment Language



 Your answers will remain completely confidential

Start

0% Complete

X

Select three topics you are interested in learning about from the list below.

- | | | | |
|-------------------------------------|------------------|-------------------------------------|-----------------------------|
| <input checked="" type="checkbox"/> | Public Speaking | <input checked="" type="checkbox"/> | Networking |
| <input type="checkbox"/> | Coaching | <input type="checkbox"/> | Change Management |
| <input checked="" type="checkbox"/> | Speech Writing | <input type="checkbox"/> | Time Management |
| <input type="checkbox"/> | Project Planning | <input type="checkbox"/> | Motivating Others |
| <input type="checkbox"/> | Leadership | <input type="checkbox"/> | Interpersonal Communication |
| <input type="checkbox"/> | Negotiation | | |

Next

3% Complete

X

Which of the following topics is most related to the personal and professional goals that brought you to Toastmasters?



Public Speaking



Speech Writing



Networking

Next

RECOMMENDED PATHS

When you purchase a path in Pathways, a new shopping cart will be created. Any previous items in your shopping cart will be saved and restored once your Pathways purchase is complete.

Select a language

English (United States)

Best Match



Dynamic Leadership

This path helps you build your skills as a strategic leader and negotiator. You will work through projects that focus on understanding leadership and communication styles, the effect of conflict on a group and the skills needed to defuse and direct conflict. Each project also emphasizes the development of strategies to facilitate change in an organization or group, interpersonal communication and public speaking. The Dynamic Leadership path culminates in a project focused on applying your leadership skills.

[Choose this path](#)



Persuasive Influence

This path helps you build your skills as a persuasive communicator and leader. You will work through projects that focus on how to negotiate a positive outcome while building strong interpersonal communication and public speaking skills. Each project emphasizes the development of leadership skills for complex situations and how to create innovative solutions to solve challenges. The Persuasive Influence path culminates in a "High Performance Leadership" project of your design. Not available in printed materials.

[Choose this path](#)



Effective Coaching

This path helps you build your skills as a positive communicator, leader and coach. You will work through projects that focus on understanding and building consensus, contributing to the development of others by coaching and establishing strong public speaking skills. Each project emphasizes the importance of effective interpersonal communication. The Effective Coaching path culminates in a "High Performance Leadership" project of your design. Not available in printed materials.

[Choose this path](#)

Additional Paths ▼

For More Details on Any Path

- ▶ Pathways area on the D4TM website:
d4tm.org/educational-program/pathways
- ▶ Get the catalog file (pdf):
 - d4tm.org/educational-program/pathways/paths-and-projects
 - Has summary of every project

■ | DYNAMIC LEADERSHIP

This path helps you build your skills as a strategic leader. The projects on this path focus on understanding leadership and communication styles, the effect of conflict on a group and the skills needed to defuse and direct conflict. These projects also emphasize the development of strategies to facilitate change in an organization or group, interpersonal communication and public speaking. This path culminates in a project focused on applying your leadership skills.



Open Your First Project



WHERE LEADERS ARE MADE



[Home](#) | [Welcome to Pathways](#)

START PATHWAYS

Welcome to Pathways! This unique learning experience will challenge and inspire you to reach new heights both personally and professionally. Begin by looking at *The Navigator*, which includes essential information about Toastmasters and Pathways, and then find the path that's right for you in the Choose your path tile or explore the Pathways Base Camp tile.

Feedback

The Navigator

View *The Navigator* to guide you through each step of your journey. Refer to it to support your progress and to answer your questions along the way.

[Launch *The Navigator*](#)

Choose your path

What are your interests and goals, and how will you achieve them? Pathways will take you in any direction you want to go. As a club officer, you can order a path for yourself or for other members:

- Yourself
- Another Member

[Continue to Path Selection](#)


Pathways Base Camp

Base Camp is your online gateway to Pathways and where to access your path once you've enrolled. It tracks your progress and gives you a chance to connect online with other members of your club.

Select your club

- Speakers Forum Club

[Log in as a member](#)



Home > George Marshall > Education Transcript

Options ▾

Education Transcript

Access your path and track your progress here.

Select the Open Curriculum button to access the projects on your path. **View the Work in My Projects Overview tutorial** to learn how to open and navigate projects.

Use the Active dropdown menu below to access completed or archived items.

To archive items, select the arrow adjacent to the Launch button, choose View Training Details and select Move to Archived Transcript in the upper right corner.


Internet speeds vary depending on your internet service provider and the country you live in. **Some projects on Base Camp may take longer to load than others.**

Before launching projects in your transcript, **ensure that your pop-up blocker is turned off.**

Search for training


Active ▾ | By Title ▾ | All Types ▾

Search Results (8)



Distinguished Toastmaster
Due: No Due Date Status: In Progress

Launch ▾



Innovative Planning
Due: No Due Date Status: Registered

Open Curriculum ▾

0%

CURRICULUM PROGRESS

Innovative Planning

- LEVEL 1
- LEVEL 2
- LEVEL 3
- LEVEL 4
- LEVEL 5

Innovative Planning

Options ▾

Level 1

0% Completed: 0 Min Required: 4 Total Items: 4



Ice Breaker

Status: Not Activated **Due:** No Due Date
This foundational project is designed to introduce you to your club and the skills you need to begin your Toastmasters journey.

Launch ▾



Evaluation and Feedback

Status: Pending Prior Training **Due:** No Due Date
This project addresses the skills needed to give and receive feedback. You will learn about giving, receiving and applying feedback.



Researching and Presenting

Status: Pending Prior Training **Due:** No Due Date
This project addresses strategies for selecting a topic, suggestions for research and methods for producing a well-organized speech.



Level 1 Completion—Innovative Planning

Status: Pending Prior Training **Due:** No Due Date
Use this resource to help you through the process of requesting that your vice president education approve your completion of Innovative Planning Level 1.



ICE BREAKER

LEVEL 1 PROJECT

BEGIN



WHERE LEADERS ARE MADE

Select to move to another section:



Innovative Planning 1: Ice Breaker

Let's Get Started on Pathways!



Completing Projects, Levels and Awards Online



Completing Projects, Levels and Awards Online

Who Does What?

- ▶ Member
 - Complete a project - give the speech
 - Then re-open project, complete Assess Skills-After

Reopen Project in Base Camp



INTRODUCTION

Change is an inevitable part of life. In Toastmasters, you may deal with changes in club membership, meeting place and time, or club officers, among other things. Those who are affected by change deserve to receive the appropriate information in a timely manner.



Select to move to another section:

Visionary Communication 4: Communicate Change

INTRODUCTION

Change is an inevitable part of life. Whether you are a member, officer, or club officer, among other things, you will need to communicate information in a timely manner.



Changes in club membership, meeting place and time, or club officers, among other things, deserve to receive the appropriate

- Introduction
- Your Assignment
- Assess Your Skills—Before
- Competencies
- Plan Your Communication
- Communicate Change
- Follow Up on Communication
- Develop Your Plan
- Review and Apply
- Complete Your Assignment
- Your Evaluation
- Assess Your Skills—After**

Select to move to another section:



Visionary Communication 4: Communicate Change

ASSESS YOUR SKILLS—AFTER

I am comfortable gathering and organizing evidence to support the need for adopting a change.

1 2 3 4 5

●○○○○○

BACK NEXT

Directions



WHERE LEADERS
ARE MADE

Select to move to another section:

Visionary Communication 4: Communicate Change

Completing Projects, Levels and Awards Online

- ▶ Member
 - Complete a project
 - Re-open project, complete Assess Skills-After
 - No approval needed
 - Complete a level
 - Run the “Level Completion” task in your path



CURRICULUM PROGRESS

Motivational Strategies

- LEVEL 1
- LEVEL 2
- LEVEL 3
- LEVEL 4
- LEVEL 5

Motivational Strategies

Motivational Strategies

Options

Level 1
75% Completed: 3 Min Required: 4 Total Items: 4

<input checked="" type="checkbox"/>		Ice Breaker Status: Completed Due: No Due Date	Launch
<input checked="" type="checkbox"/>		Evaluation and Feedback Status: Completed Due: No Due Date This project addresses the skills needed to give and receive feedback. You will learn about giving, receiving, and applying feedback.	Launch
<input checked="" type="checkbox"/>		Researching and Presenting Status: Completed Due: No Due Date This project addresses topic selection strategies, suggestions for research, and methods for producing a well-organized speech.	Launch
<input type="checkbox"/>		Level 1 Completion—Motivational Strategies Status: Not Activated Due: No Due Date	Activate



CURRICULUM PROGRESS

Motivational Strategies

- LEVEL 1
- LEVEL 2
- LEVEL 3
- LEVEL 4
- LEVEL 5

Motivational Strategies

Options ▾

Level 1
75%
Completed: 3 Min Required: 4 Total Items: 4

Ice Breaker
Status: Completed Due: No Due Date
Launch

Evaluation and Feedback
Status: Completed Due: No Due Date
This project addresses the skills needed to give and receive feedback. You will learn about giving, receiving, and applying feedback.
Launch

Researching and Presenting
Status: Completed Due: No Due Date
This project addresses topic selection strategies, suggestions for research, and methods for producing a well-organized speech.
Launch

Level 1 Completion—Motivational Strategies
Status: In Progress Due: No Due Date
Mark Complete

Completing Projects, Levels and Awards Online

- ▶ Member
 - Complete a project
 - Re-open project, complete Assess Skills-After
 - Complete a level
 - Run the “Level Completion” task
 - Notify your VPE and base camp managers
 - Level completion must be approved to see details of projects in next level

- ▶ Base Camp Manager (VPE, Pres or Secy)
 - Mark the member’s level as Approved
 - Member can now proceed to next level

START PATHWAYS

Welcome to Pathways! This unique learning experience will challenge and inspire you to reach new heights both personally and professionally. Begin by looking at *The Navigator*, which includes essential information about Toastmasters and Pathways, and then find the path that's right for you in the Choose your path tile or explore the Pathways Base Camp tile.

The Navigator

View *The Navigator* to guide you through each step of your journey. Refer to it to support your progress and to answer your questions along the way.

Launch *The Navigator*

Choose your path

What are your interests and goals, and how will you achieve them? Pathways will take you in any direction you want to go. As a club officer, you can order a path for yourself or for other members.

Yourself Another Member

Continue to Path Selection

Pathways Base Camp

Base Camp is your online gateway to Pathways and where to access your path once you've enrolled. It tracks your progress and gives you a chance to connect online with other members of your club.

Select your club

Sunrise Toastmasters

Log In as a member

Log In as Base Camp Manager

Completing Projects, Levels and Awards Online

- ▶ Member
 - Complete a project
 - Re-open project, complete Assess Skills-After
 - Complete a level
 - Run the “Level Completion” task
 - Notify your VPE and base camp managers
 - Level completion must be approved to
see details of projects in next level
- ▶ Base Camp Manager (VPE, Pres or Secy)
 - Mark the member’s level as Approved
 - Member can now proceed to next level
- ▶ VPE (or Any Officer)
 - Submit Level award in Club Central

What Can YOU Do to Help?



Get Started on Pathways!

Why?

Understand the Program

Set a Great Example!